

AP150W

Enterprise-grade, indoor wallplate, 802.11ac MU-MIMO, Wave 2 dual-radio 3x3:3 Access Point and Switch

Transform any existing Ethernet jack into a versatile and compact cloud-managed AP and Switch for connectivity ideal for hospitality, cruise ships, residential halls, or other multi-dwelling-unit deployments.

Aerohive's AP150W is designed to address key use cases like:

- Higher education - University dorm rooms
- Hospitality – Hotel rooms/suites/cruise ships
- Long term care units
- Multiple Dwelling Units (MDU)
- Retail – In-store connectivity including checkout kiosks

The AP150W is the industry's only wallplate 3x3:3 802.11ac Wave 2 Wi-Fi Access Point and wired Switch managed by Aerohive's next-generation HiveManager NG management system. It delivers high performance wireless access up to 1.3 Gbps, integrated Bluetooth Low Energy and ZigBee for IoT connectivity, and 4 Gigabit Ethernet ports that can power digital phones, IoT sensors, or cameras.



AEROHIVE CONNECT COMPONENTS



ENTERPRISE CONNECTIVITY

- Easy and intuitive installation for single and dual gang wall boxes
- The 5 GHz band supports 3x3:3 SU-MIMO (1.3 Gbps of data rate) and 2x2:2 MU-MIMO (867 Mbps of data rate)
- Additional Gigabit Ethernet managed port, providing secured connectivity to wired end-points like laptops, set-top boxes, IP phones, cameras, printers etc
- Built-in BLE for iBeacon and beacon management applications
- Future support for Zigbee to support IoT sensor use cases



CLOUD MANAGEMENT

- Network Device and Client Monitoring
- Global Search and Filter function
- Auto-Provisioning Tools for quick and easy deployment
- Versatile RF Planning
- Guided Network Configuration Setup
- 802.1X and PSK Secured Networks
- Guest Access functionality with configurable Captive Web Portal



HIVECARE SUPPORT

- HiveCare Community Support: forum-based interactive support included
- Additional optional support upgrade options available
- Wide array of online resources and tools

PRODUCT SKUs

SKU	DESCRIPTION
AH-AP-150W-AC-FCC	AP150W, indoor wallplate access point, 2 radio 3x3:3 802.11ac, MU-MIMO, 4 10/100/1000 Ethernet ports, BLE, POE, FCC regulatory domain.
AH-AP-150W-AC-W	AP150W, indoor wallplate access point, 2 radio 3x3:3 802.11ac, MU-MIMO, 4 10/100/1000 Ethernet ports, BLE, POE, World regulatory domain.
AH-AP-150W-AC-CAN	AP150W, indoor wallplate access point, 2 radio 3x3:3 802.11ac, MU-MIMO, 4 10/100/1000 Ethernet ports, BLE, POE, Canada regulatory domain.
AH-AP-150W-AC-CE	AP150W, indoor wallplate access point, 2 radio 3x3:3 802.11ac, MU-MIMO, 4 10/100/1000 Ethernet ports, BLE, POE, CE regulatory domain.
AH-ACC-DSKSTD	Desk Mount stand for AP150W. Includes screws.

PRODUCT SPECS

Radio Specifications—802.11a

- 5.150–5.850 GHz Operating Frequency
- Orthogonal Frequency Division Multiplexing (OFDM) Modulation
- Rates (Mbps): 54, 48, 36, 24, 18, 12, 9, 6 w/ auto fallback

Radio Specifications—802.11b

- 2.4–2.5 GHz Operating Frequency
- Direct-Sequence Spread-Spectrum (DSSS) Modulation
- Rates (Mbps): 11, 5.5, 2, 1 w/ auto fallback

Radio Specifications—802.11g

- 2.4–2.5 GHz Operating Frequency
- Orthogonal Frequency Division Multiplexing (OFDM) Modulation
- 20 dBm (100 mW) Transmit Power
- Rates (Mbps): 54, 48, 36, 24, 18, 12, 9, 6 w/ auto fallback

Radio Specifications—802.11n

- 2.4–2.5 GHz & 5.150–5.850 GHz Operating Frequency
- 802.11n Modulation
- 2.4 GHz: Rates (Mbps): MCS0 - MCS15 (6.5Mbps - 300Mbps)
- 5 GHz: Rates (Mbps): MCS0 - MCS15 (6.5Mbps - 450Mbps)
- 3x3 Multiple-In, Multiple-Out (MIMO) Radio for 5 GHz
- 2x2 Multiple-In, Multiple-Out (MIMO) Radio for 2.4 GHz
- HT20 High-Throughput (HT) Support (for both 2.4 GHz and 5 GHz)
- HT40 High-Throughput (HT) Support for 5 GHz

Radio Specifications—802.11ac

- 5.150–5.850 GHz Operating Frequency
- 802.11ac Modulation (256-QAM)
- Rates (Mbps): MCS0–MCS9 (6.5Mbps – 1300 Mbps), NSS = 1-3
- 3x3:3 Stream Multiple-In, Multiple-Out (MIMO) Radio
- VHT20/VHT40/VHT80 support
- TxBF (Transmit Beamforming)

Antennas

- 2x Integrated single band, 2.4-2.5 GHz Omnidirectional antennas
- 3 x Integrated single band, 5.1-5.8 GHz Omnidirectional antennas
- 1 x BLE internal antenna
- 1 x zigbee internal antenna

Interfaces

- Eth0 / POE Input: Autosensing 10/100/1000 Base-T Ethernet POE Input Port
- Eth1 / PoE Output: Autosensing 10/100/1000 Base-T Ethernet PoE Output Port
- Eth2 / Eth3: 2x Autosensing 10/100/1000 Base-T Ethernet Port
- Passive pass thru connection : 2 x RJ-45 port (from the back of the AP to the bottom)
- Built-in BLE and ZigBee (future use)
- RJ-45 Console Port

Physical

- WxDxH: 4.2" x 1.1" x 6.9" (105.9mm x 29.2mm x 175mm)
- Weight: 0.86 lb / (0.39 kg)
- Wallplate Bracket Weight: 0.26 lb (0.1 kg)

Environmental

- Operating: 0 to +40°C, Storage: -40 to +70°C
- Humidity: 95%

Mounting

- Wallplate (included with the AP)
- Desk mount (sold as an accessory)

Power Consumption

- 802.3af Input: Typical 11.3W, Max 12.4W
- 802.3at Input: Typical 23.6W, Max 24.9W (with 12W POE Output Load)
- 48VDC Input: Typical 26.9W, Max 28.2W (with 15.4W POE Output Load)

Power Options

- IEEE 802.3af / 802.3at (PoE/PoE+)
 - With IEEE 802.3af PoE power, AP150W will power up and the Wi-Fi and Ethernet ports will operate in its full capacity. In this scenario, POE budget on the downlink port is not supported
 - With IEEE 802.3at PoE power, AP150W will power up and the Wi-Fi and Ethernet ports will operate in its full capacity. In this scenario, the available POE budget on the downlink port is 12W
- Power supply 48VDC, 0.75A (sold as an accessory)
 - With 48VDC input, AP150W will power up and the Wi-Fi and Ethernet ports will operate in its full capacity. In this scenario, the available POE budget on the downlink port is 15.4W

TRANSMIT POWER TABLE

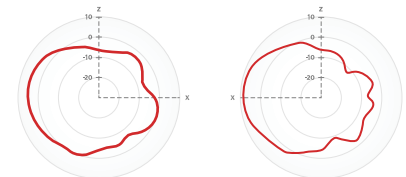
2.4 GHz		DATA RATE	POWER (dBm)
11b	1 - 11 Mbps		16
11g	6 - 54 Mbps		16 - 15
11n HT20	MCS 0, 8, 16		14
	MCS 7, 15, 23		14
5 GHz		DATA RATE	POWER (dBm)
11a	6 - 54 Mbps		14
11ac VH20, VHT40, VHT80	MCS0 - 8		11 - 13

Note: Power shown is per transmit chain and is the maximum power that the radio is capable of.
Power limits will be limited by local radio regulations.

RECEIVE SENSITIVITY TABLE

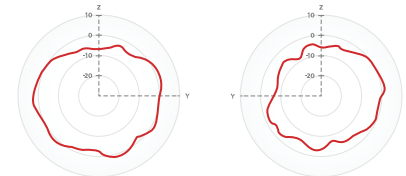
2.4 GHz		DATA RATE	POWER (dBm)
11b	1 - 11 Mbps		-96
11g	6 Mbps		-91
	54 Mbps		-74
11n HT20	MCS 0, 8, 16		-91
	MCS 7, 15, 23		-68
5 GHz		DATA RATE	POWER (dBm)
11a	6 Mbps		-95
	54 Mbps		-74
11ac VHT20	MCS 0		-94
	MCS 8		-70
11ac VHT40	MCS 0		-91
	MCS 8		-66
11ac VHT80	MCS 0		-85
	MCS 8		-62

RADIATION PATTERNS



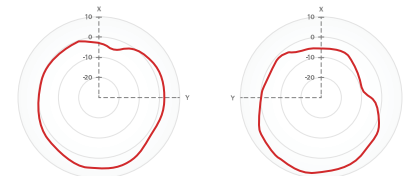
2.4 GHZ VERTICAL (ZX VIEW)

5 GHZ VERTICAL (ZX VIEW)



2.4 GHZ VERTICAL (ZY VIEW)

5 GHZ VERTICAL (ZY VIEW)



2.4 GHZ HORIZONTAL (XY VIEW)

5 GHZ HORIZONTAL (XY VIEW)

WARRANTY & SUPPORT

This Aerohive Networks device is backed by a limited lifetime hardware warranty. HiveCare Community Support is included with this Access Point, additional optional HiveCare support services are available to purchase.

For complete support terms go to www.aerohive.com/support.

